

Security Cameras - Replacement

Project Summary

- Install upgraded security camera technology at the below listed sites

Project Status

- Construction: In progress



Activities

Go to Bid: Renaissance HS, Jordan HS

Completed Projects: Avalon, Beach HS, Browning HS, Cabrillo HS, EPHS, Lakewood HS, Jordan HS, McBride HS, Millikan HS, Nelson MS, PAAL, Poly HS, Reid HS, Sato Academy, Wilson HS and Install monitoring stations at School Safety and Dispatch, & Emergency Operation Center

Project Team

- Contractor: Climatex, Inc.

District Wide - Security Cameras Replacement (Sec Cameras)

Summary Status

Description	Budgeted	Committed	Expended
Site Cost	79,744	79,744	79,744
Soft Cost	959,325	938,220	938,220
Hard Cost	1,762,976	1,762,974	1,762,974
Contingency	1	-	-
Total	2,802,044	2,780,937	2,780,937
Budgeted Hard Cost		62.9%	

Budget Status

Initial Amount	1,500,000
Approved Changes	1,302,044
Pending Changes	-
Total	2,802,044
Budgeted Contingency	0.0%

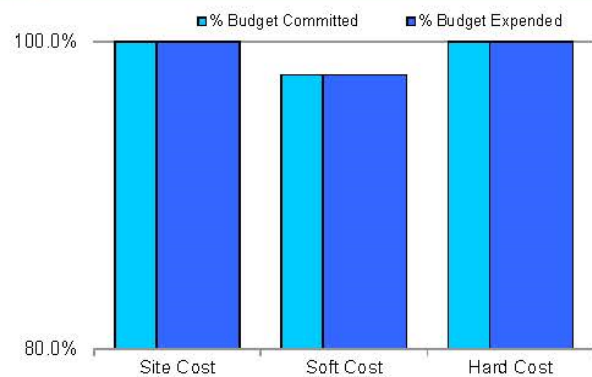
Committed Status

Initial Contracted AMT	3,584,725	
Contract Changes	(803,788)	-28.9%
Total	2,780,937	
Budget Committed	99.2%	

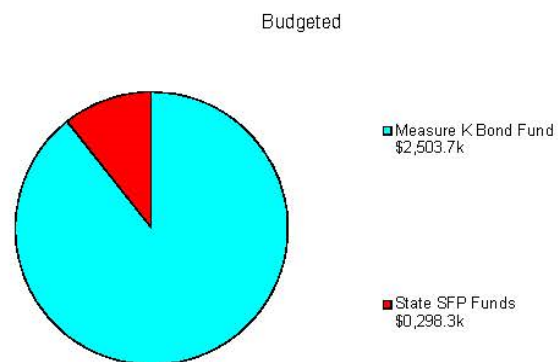
Expenditure Status

Paid	2,779,447
In Process for PMT	1,490
Total	2,780,937
Budget Expended	99.2%

Progress



Funding Sources



Construction Status

Contract	Initial AMT	Current AMT	% Chng	Pending Changes	Work in Place	% Cmpit	NTP Date	CCD Date
Veterans Comm. C664460	2,037,000	1,736,499	-14.8%	-	1,736,499	100.0%	04/07/2015	10/16/2016
Total	2,037,000	1,736,499	-14.8%	-	1,736,499	100.0%		



Project Status

Budget, Commitments, Expenditures, Construction, Funding (thru 3/31/2018)

District Wide - Security Cameras Replacement Phase 2 (Sec Cameras Ph 2)

Summary Status

Description	Budgeted	Committed	Expended
Site Cost	-	-	-
Soft Cost	200,000	95,443	95,063
Hard Cost	775,000	595,942	556,238
Contingency	293,448	-	-
Total	1,268,448	691,385	651,301
<i>Budgeted Hard Cost 61.1%</i>			

Budget Status

Initial Amount	1,268,448
Pending Changes	-
Total	1,268,448
<i>Budgeted Contingency 23.1%</i>	

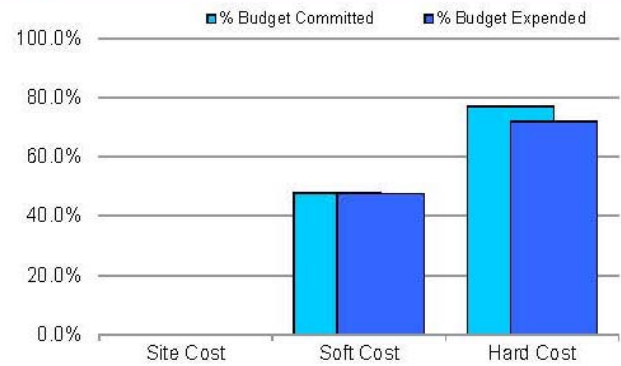
Committed Status

Initial Contracted AMT	626,186	
Contract Changes	59,855	8.7%
Unencumbered Contract AMT	5,344	
Total	691,385	
<i>Budget Committed 54.5%</i>		

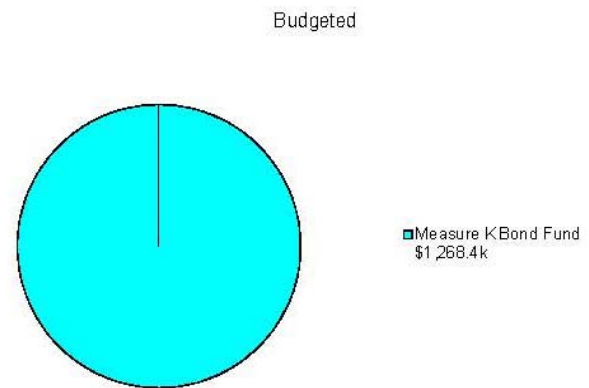
Expenditure Status

Paid	596,589
In Process for PMT	47,482
District Held Retentions	7,230
Total	651,301
<i>Budget Expended 51.3%</i>	

Progress



Funding Sources



Construction Status

Contract	Initial AMT	Current AMT	% Chng	Pending Changes	Work in Place	% Cmpl	NTP Date	CCD Date
Climatec C671288 Nelson	156,600	144,600	-7.7%	-	144,600	100.0%	09/15/2017	06/30/2018
Climatec C671371 Browning	46,250	46,250	0.0%	-	40,906	88.4%	10/18/2017	12/05/2017
Climatec C671388 McBride	158,800	143,800	-9.4%	-	143,800	100.0%	09/25/2017	12/11/2017
Total	361,650	334,650	-7.5%	-	329,306	98.4%		