




MEASURE K SCHOOL BONDS
Building for 21st Century Learning

Roosevelt Elementary School

Campus Move and Project Update

Long Beach Unified School District

May 22, 2012





Facilities Schedule

- Last day of school: July 25, 2012
- Moving activities: August 2012
- Abatement and demolition activities: Fall 2012
- Start of construction activities: Early 2013
- Opening of new Roosevelt school: Fall 2015

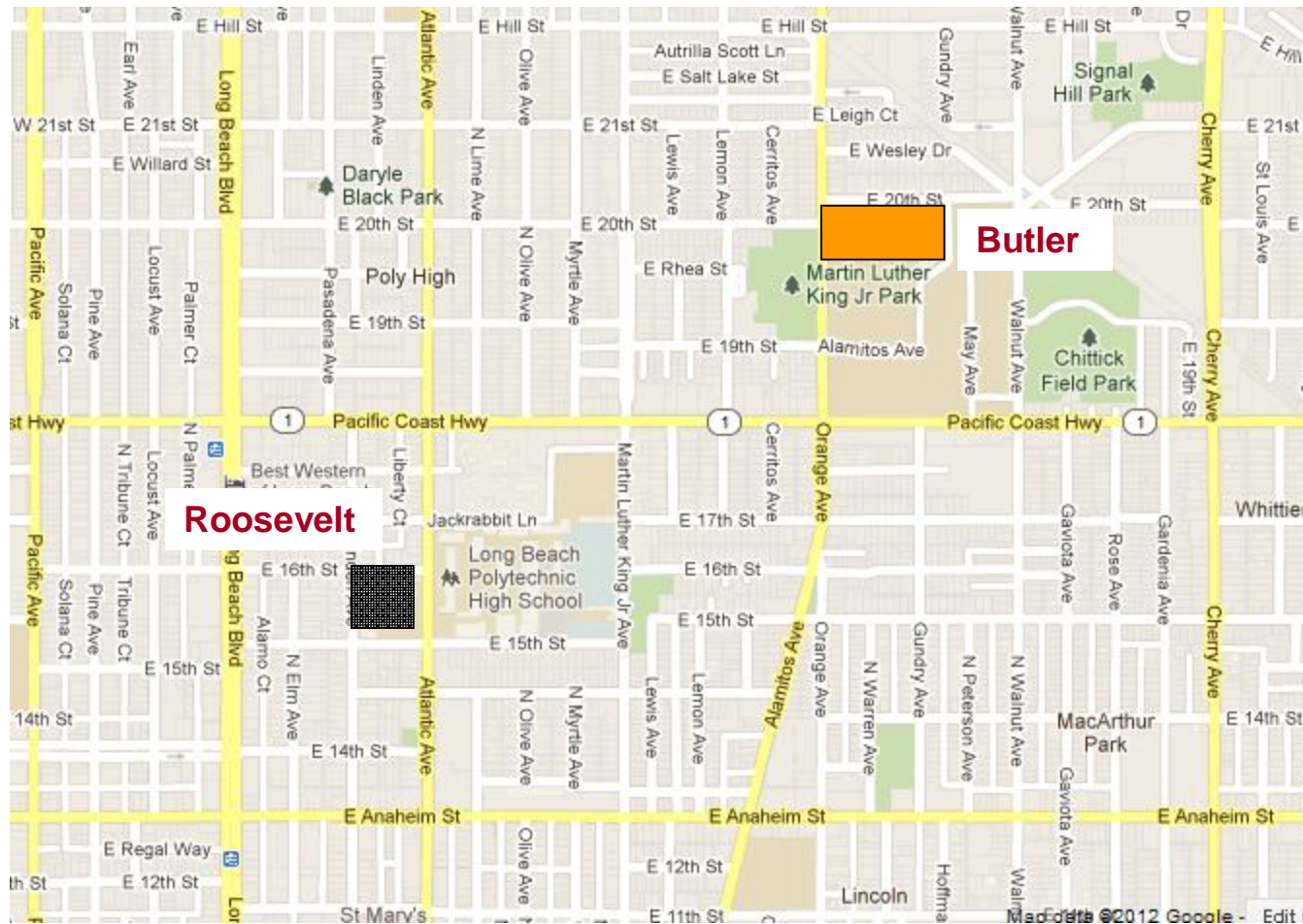


Roosevelt Campus Move Schedule

- Last day of school at Roosevelt: July 25
- Summer vacation: July 26 – September 4
- First day of school at Butler campus: September 5



Mary Butler School: 1400 E. 20th Street, Long Beach, CA 90806



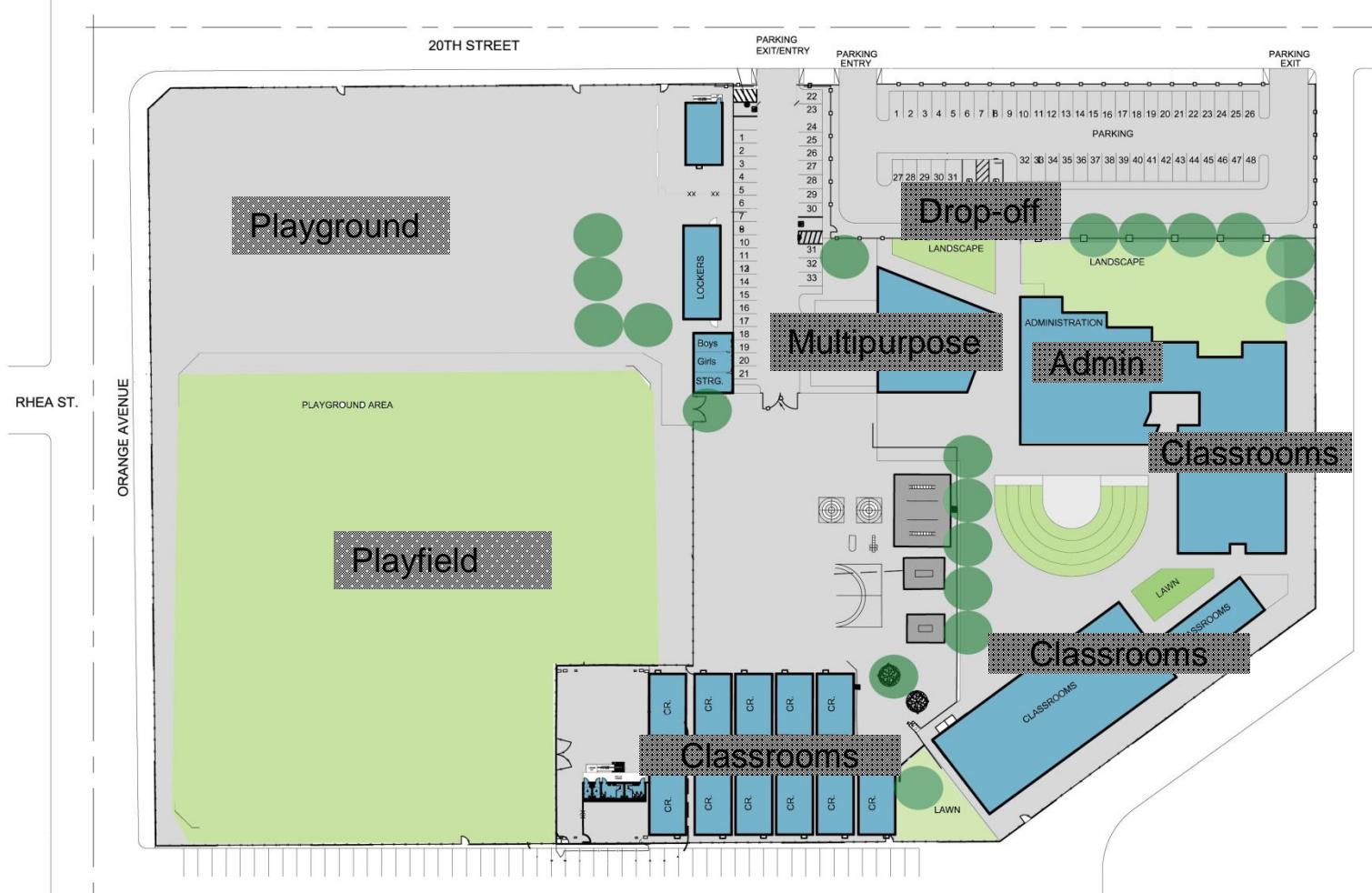


Mary Butler Campus





Mary Butler Campus





How to get to Butler:

- Main school entrance on 20th Street
- Student drop-off and pick-up on site
- Safe walking paths to school map
- Public bus routes nearby: Lines 71 and 72
- LBUSD bussing from the Roosevelt campus will not be available due to budget cuts



Proposed Changes:

- School will start at 8:30am to allow additional morning time to travel to Butler
- New route to school and possible relocation of crossing guards



Questions & Answers

Contacts:

Christopher Lund, Principal, Roosevelt Elementary School

(562) 599-1888

Fausto Silva, Project Manager, LBUSD Facilities

(562) 997-7550